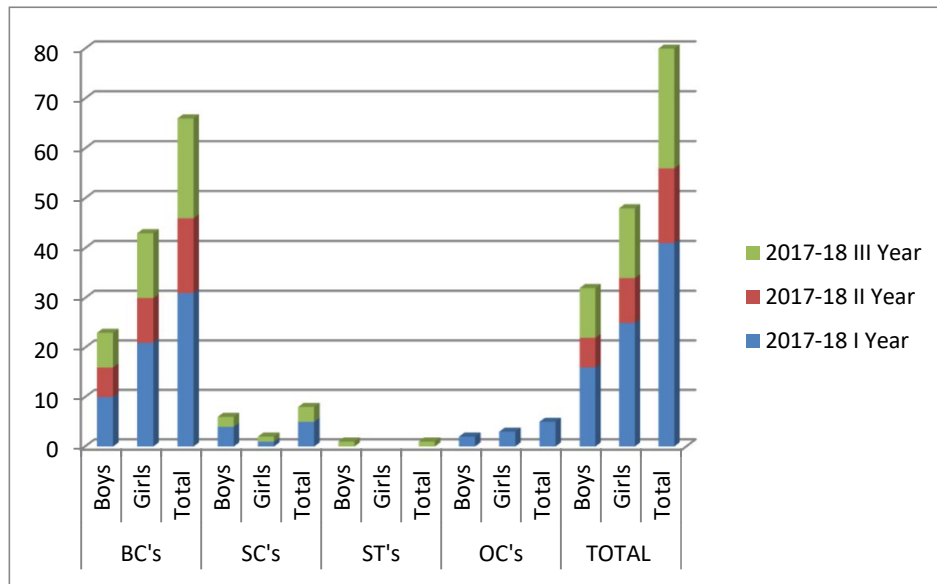


DEPARTMENT OF ECONOMICS

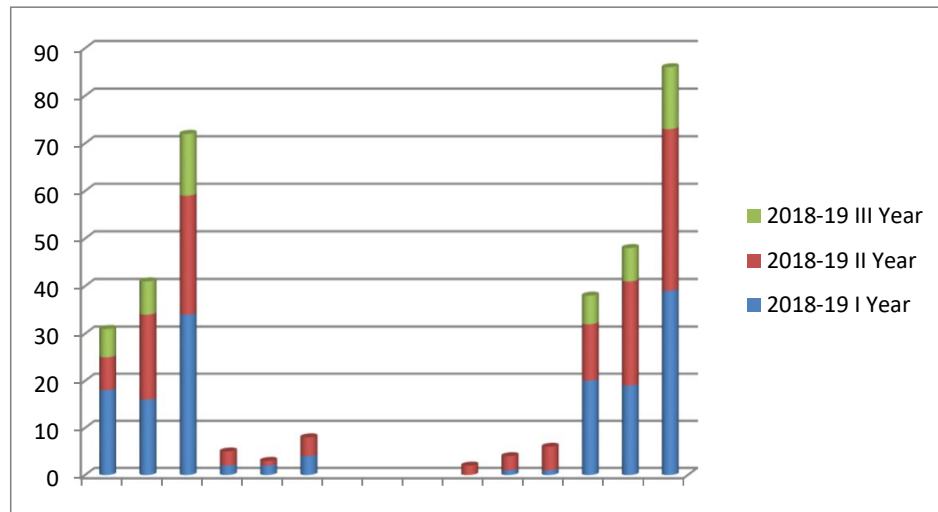
STUDENT ADMISSION DATA

Academic Year	BC's			SC's			ST's			OC's			TOTAL			
	Boys	Girls	Total	Boys	Girls	Total	Boys	Girls	Total	Boys	Girls	Total	Boys	Girls	Total	
2017-18	I Year	10	21	31	4	1	5				2	3	5	16	25	41
	II Year	6	9	15										6	9	15
	III Year	7	13	20	2	1	3	1		1				10	14	24
2018-19	I Year	18	16	34	2	2	4					1	1	20	19	39
	II Year	7	18	25	3	1	4				2	3	5	12	22	34
	III Year	6	7	13										6	7	13
2019-20	I Year	20	13	33								3	3	20	16	36
	II Year	12	16	28	1	1	2					1	1	13	18	31
	III Year	17	9	26	3	1	4				2	3	5	12	23	35
2020-21	I Year	24	37	61	2	3	5	2		2	2	1	3	30	41	71
	II Year	16	10	26								2	2	16	12	28
	III Year	10	12	22	1	1	2							11	13	24
2021-22	I Year	19	27	46	2	2	4	1	1	2	1	1	2	23	31	54
	II Year	21	39	60	3	2	5	2		2	1	1	2	26	42	68
	III Year	16	10	26								2	2	16	12	28
2022-23	I Year	5	11	16		3	3							5	14	19
	II Year	10	25	35	2	2	4	2		2	1	1	2	15	28	43
	III Year	14	26	40		3	3	2		2		2	2	16	31	47

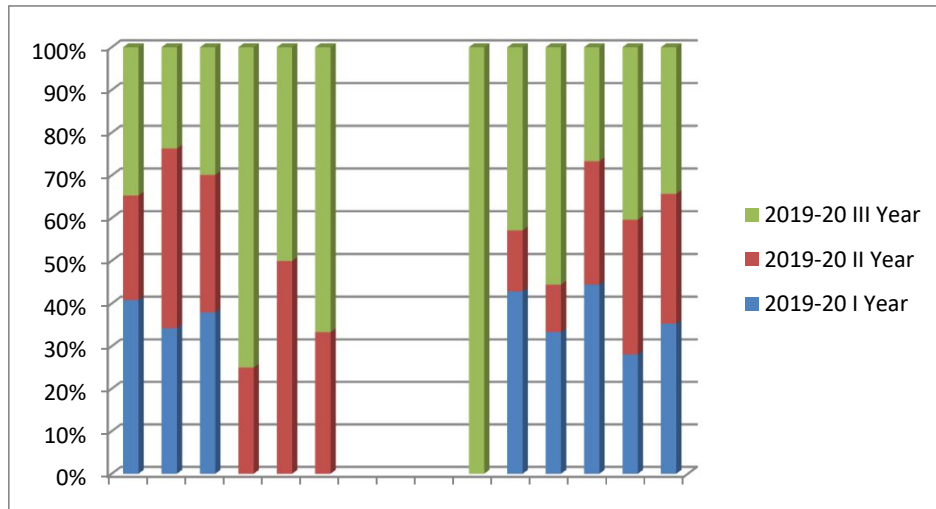
2017-18



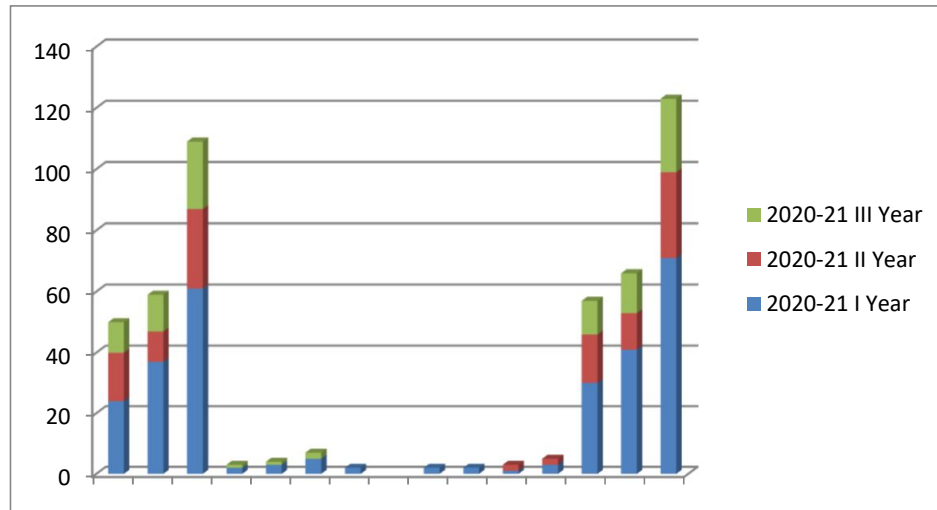
2018-19



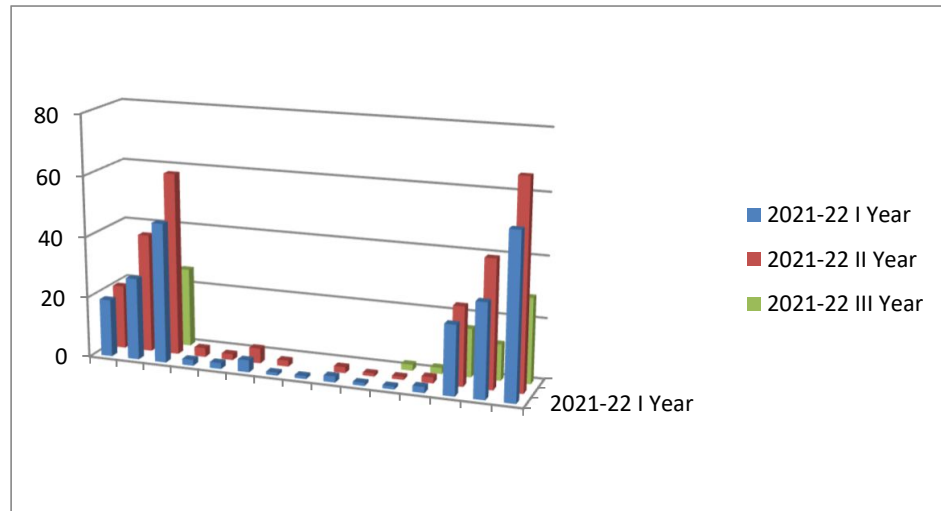
2019-20



2020-21



2021-22



2022-23

